

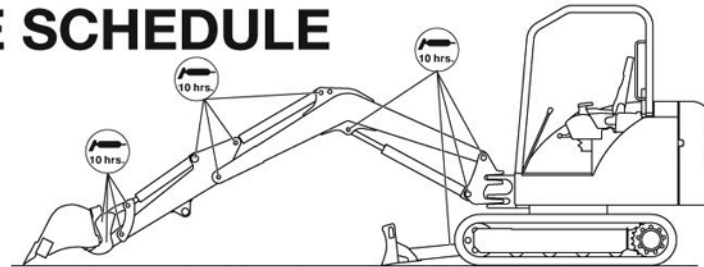
\* Service only when machine is equipped with this item.

- Service at first 50 hours, then as scheduled.
- ▲ Service at first 100 hours, then as scheduled.

# SERVICE SCHEDULE

## EVERY 8-10 HOURS

- Check engine coolant level.
- Check engine oil level.
- Check hydraulic fluid level.
- Check air cleaner condition indicator
- Check and adjust track tension.
- Check indicator lights for correct operation.
- Check canopy or \*cab condition and mounting hardware.
- Check seat belt condition and mounting hardware.
- Check control console(s) lockout for proper operation.
- Check for damaged signs (decals) - Replace as needed.
- Grease all machinery pivot points. (See illustrations)
- \*Apply grease to slide on extendable arm.
- \*Clean cab heater filter

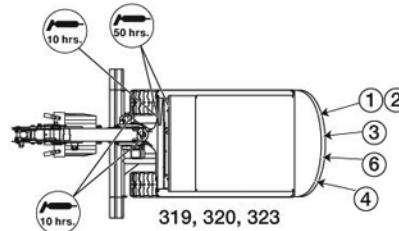


Machine shown in position to check hydraulic fluid levels.

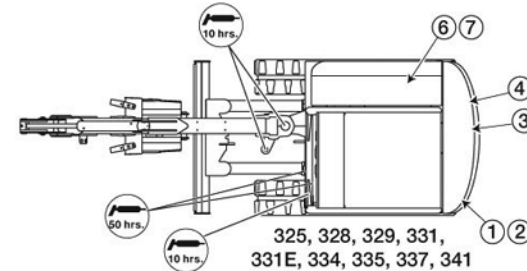
319, 320, 323, 325, 328, 329, 331, 331E, 334, 335, 337, 341, 425, 428, 430, 435

## EVERY 50 HOURS

- Grease swing pinion and swing circle. (See illustrations)
- Drain water and sediment from fuel tank and fuel filter.
- Check battery, cables and electrolyte level.



319, 320, 323



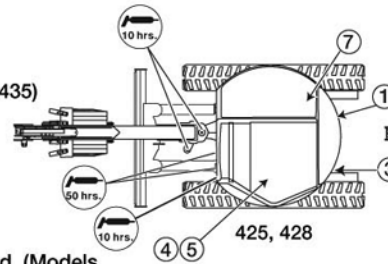
325, 328, 329, 331, 331E, 334, 335, 337, 341

## EVERY 100 HOURS

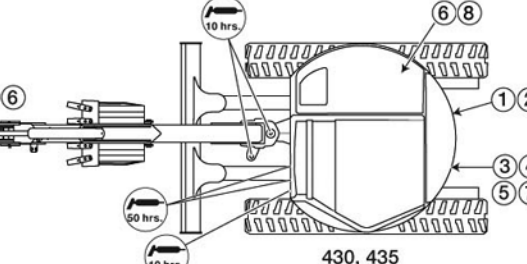
- Check and adjust belt(s) if required. (Models 319, 320, 323, 325, 328 and 329)
- Spark Arrestor Muffler - Clean spark chamber.
- Replace engine oil and filter. (Model 320)

## EVERY 250 HOURS

- Replace diesel fuel filter.
- Replace inline diesel fuel filter. (Models 425, 428, 430 and 435)
- Replace engine oil and filter. (Models 325, 328, 329, 425 and 428). Check oil level in both final drive cases.



425, 428



430, 435

## EVERY 500 HOURS

- Replace engine oil and filter. (Models 319, 323, 331, 331E, 334, 335, 337, 341, 430 and 435)
- Clean radiator, oil cooler and \*A/C condenser.
- ▲ Check and adjust drive belts and idlers. Replace as needed. (Models 331, 331E, 334, 335, 337, 341, 425, 428, 430 and 435)
- ▲ Replace primary hydraulic filter.
- ▲ Replace case drain hydraulic filter. (Models 325, 328, 329, 331, 334, 331E, 335, 337, 341, 425, 428, 430 and 435)
- Replace fan hydraulic filter. (Models 430 and 435)
- ▲ Check alternator and starter connections.
- Check and adjust engine valve clearance.

## EVERY 1000 HOURS OR EVERY 6 MONTHS

- ▲ Replace oil in both final drive cases.
- Drain and flush cooling system - Replace coolant.
- Replace hydraulic fluid and filter(s) - Clean reservoir.

## IMPORTANT

THIS MACHINE IS FACTORY EQUIPPED WITH A U.S.D.A. FORESTRY SERVICE APPROVED SPARK ARRESTOR MUFFLER.

IT IS NECESSARY TO CLEAN THIS SPARK ARRESTOR MUFFLER TO KEEP IT IN WORKING CONDITION. THE SPARK ARRESTOR MUFFLER MUST BE SERVICED BY DUMPING THE SPARK CHAMBER EVERY 100 HOURS OF OPERATION.

IF THIS MACHINE IS OPERATED ON FLAMMABLE FOREST, BRUSH OR GRASS COVERED LAND, IT MUST BE EQUIPPED WITH A SPARK ARRESTOR ATTACHED TO THE EXHAUST SYSTEM AND MAINTAINED IN WORKING ORDER. FAILURE TO DO SO WILL BE IN VIOLATION OF CALIFORNIA STATE LAW, SECTION 4442.PRC.

REFER TO LOCAL LAWS AND REGULATIONS FOR SPARK ARRESTOR REQUIREMENTS.

## FILTER CHART

	319, 320, 323	325, 328, 329	331, 334, 331E, 335	337, 341	425, 428	430	435
1. PRIMARY AIR FILTER	6673752	6672467	6666333	6666375	6672467	6666333	6666375
2. SECONDARY AIR FILTER	6673753	6672468	6666334	6666376	6672468	6666334	6666376
3. ENGINE OIL FILTER	6671057	6675517	6675517	6675517	6657635	6675517	6675517
4. FUEL FILTER	6667352	6667352	6667352	6667352	6667352	6667352	6667352
5. INLINE FUEL FILTER	N/A	N/A	N/A	N/A	6633977	6633977	6633977
6. PRIMARY HYDRAULIC FILTER	6653336	6661248	6661248	6670207	6661248	6668819	6668819
7. DRAIN HYDRAULIC FILTER	N/A	6516722	6516722	6516722	6661022	6681012	6681012
8. FAN HYDRAULIC FILTER	N/A	N/A	N/A	N/A	N/A	6681012	6681012

• See illustrations above for filter locations.

• See Operation & Maintenance Manual for more information and instructions.

67588 SW

7130456 enUS

